



# Bateau pirate avec $\frac{1}{4}$ de pastèque

## Matériel :


- $\frac{1}{4}$  de pastèque
- 6 bâtonnets en bois
- 1 feuille mousse
- ficelle
- stickers pirates
- ciseaux
- pistolet à colle
- règle




Vider la pastèque




Tracer les formes à découper




Découper




Transpercer les feuilles mousse




Placer le bâtonnet à l'avant



Placer les 2 mâts



Couper en 2 les 3 bâtonnets



Placer les 6 bâtonnets



Coller la ficelle aux mâts



Coller les stickers